



Dear Parents/Guardians

We hope that you are well and that you are staying safe at home.

Please note that this work does not need to be printed and all you will need are a few sheets of paper.

Home Language : English

Parents/guardians, please draw and write the following table and sentences. Allow the learners to complete the table and read the sentences. Ask the learners to identify "a" sound.

Draw a picture		Day 1	Day 2	Day 3
	jam			
	ham			
	dam			
	cap			
	tap			
	lap			
	map			
	Nap			

Sentences:

1. Sam has a cap.
2. The cat took a nap on my lap.
3. I had jam at the dam.

Sight words: write the following words on pieces of paper, stick them around your home so that learners can revise them every time they see it.

the            with            look            for            to

Lockdown News

Children to keep a picture diary. Parents/Guardians to please assist with the date and heading. Allow children to draw a picture of the best part of their week.

Eg    20 April 2020  
Lockdown News

## Mathematics

Count in ones forward and backwards 0-45

$2+3=$

$5+2=$

$7+1=$

$3-2=$

$6-2=$

$5-5=$

DBE Blue Books may be completed at the learners own pace. Please encourage learners to read the sentences in the Home Language book daily.

## Family Experiences

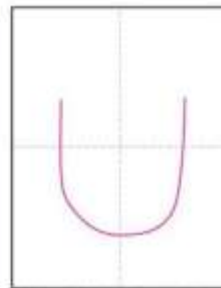
Cook or prepare a meal together, everyone is in charge of something.  
Eg: sandwiches for lunch

Read a story together, allow learners to turn the page.

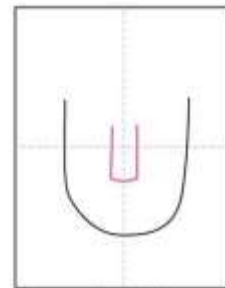
Follow these steps to complete this picture. This is a fun activity for the whole family. The picture can be coloured in with pencils or crayons.



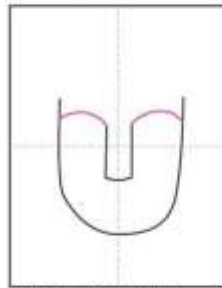
Supplies: Watercolor paper, watercolor paint, thick black marker



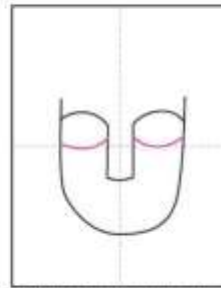
1. Make guide lines. Draw a U.



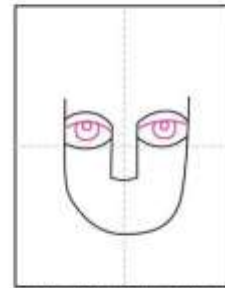
2. Draw another U inside.



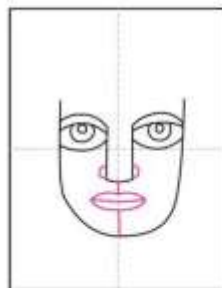
3. Draw two top eye curves.



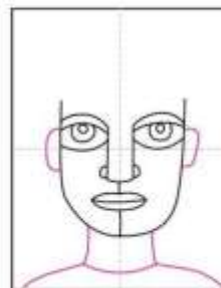
4. Draw two bottom eye curves.




5. Add eyelids and eyes inside.



6. Finish the nose, add mouth.



7. Draw ears, neck and shoulders.



8. Draw your own hair on top.

Kind regards

The Grade One Team

Dear Grade Ones

We miss you so much and we can't wait to see you again!



Lots of love

Your Teachers