

Grade 2 Subject material to revise during Corona Lockdown

WEEK 8: 18 May- 22 May 2020

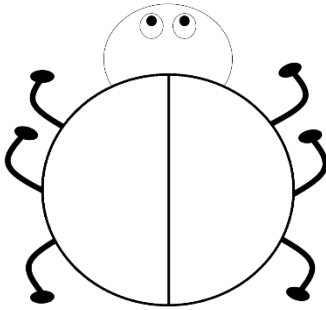
- **MATHEMATICS : DBE workbook 1 (download Grade 2 Mathematics in English from our school website – www.epschool.co.za – Holiday work during corona shutdown)**
 1. Practice counting in 1's, 2's, 5's and 10's forwards and backwards from 150. Use your number grid.
 2. Capacity. DBE – p.104,105
 3. More Doubling. DBE – p. 102,103.
 4. Halving numbers worksheet.

- **ENGLISH :DBE workbook 1 (download Grade 2 Home language (English) from our school website – www.epschool.co.za – Holiday work during corona shutdown)**
 1. Phonics revision words – **sh** beginning and ending sound: wish, flash, mash, dish, fish, ship, shoal, shop, sheep, shine. Read aloud, sound out. Write 5 sentences and draw a picture.
 2. Punctuation worksheet activity – attached.
 3. Baking bread comprehension activity – attached.
 4. DBE workbooks – revision of any outstanding/ incomplete pages from Term 1 may be completed.


- **AFRIKAANS:**
 - Hersiening van “oo” woorde :boot, boom, roos, rook, oor,toon, room, telefoon
 - Skryf een sin vir elke woord.
 - Nuwe tema: Plaas Diere
 - Leer hierdie woorde en teken 'n prentjie vir elke word.
 - **muis** – mouse, **haan** – hen, **vark** – pig, **bul** – bull , **haas**– rabbit
 -
- **LIFESKILLS**
 1. Animal Homes. Discuss the different types of animal homes eg nests, kennels, stables, shells. Listen to the song. <https://youtu.be/kGOse-tjBo> Discuss the homes of these animals snakes <https://youtu.be/BQ7QfIUHvKU> , baboons <https://youtu.be/z5TXZxvuACo> and squirrels <https://youtu.be/Kh1HnMFolgw>.

Write 5 facts on each animal and draw each animal by its habitat.


Halving numbers up to 20.





Half of 10 = _____



Half of 14 = _____



Half of 12 = _____



Half of 18 = _____

ENGLISH COMPREHENSION

Baking bread at home seems to have become one of the favourite lockdown activities to do. Many people are learning this skill. Some are doing well and some have had their bread flop as well.

We have a recipe to share that you can practice baking at home. Remember to have an adult help you to work safely around the kitchen.

EASY HOME-MADE BREAD




Ingredients:

3 cups flour

1 teaspoon salt

1 sachet instant yeast

2 cups water



Method:

Mix the yeast and water in a large bowl. Leave it to bloom for 5 minutes.

Add in the salt and mix.

Add in the flour slowly and mix to combine into a ball.

Cover your bread dough and let it rest in a warm place for 1 hour.

Knead it with your hands and shape into a ball or loaf.

Cover the dough again and let it rest for 30 min. Heat your oven to 200C while you wait.

Place the bread into the oven safely and carefully and bake for 30 – 40 min until it is golden and crunchy.

Enjoy, with a smudge of butter, jam or chocolate spread!

ANSWER THE QUESTIONS:

1. What is this recipe for?
2. How many ingredients are needed?
3. How long should the yeast bloom for?
4. What does it mean to "knead" the dough?
5. How long should the bread bake for?
6. What shapes of bread does the recipe suggest you make?
7. Are there any other shapes you make with the dough? List 2 other shapes.
8. Find 3 verbs (action words) in the recipe.
9. Find 3 nouns (item to touch/see) in the recipe.
10. How do you like to enjoy bread?

ENGLISH PUNCTUATION

Correct the following sentences using the correct punctuation (., , ?, !)

1. amina loves brown bread
2. will you make me a slice of toast please
3. that dough is thick warm and sticky
4. did sarah wash her hands
5. oh no the bread is burning
6. yummy this slice is delicious

Draw a line to match the picture to the word.




slice



glove



oven



knife



jam