

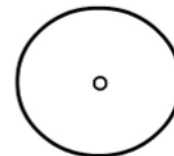
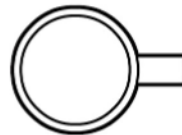
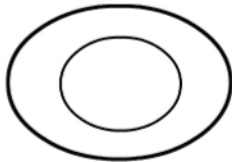

Side and plan views

Name: _____

Objects and people are often viewed from the side. This is called a side view.

When an object is viewed from the top, it looks very different from a side view. A view taken from the top is called a plan view.


Look at the objects below. The objects in the top row have been drawn showing from the side and the objects in the bottom row were drawn from above.



Activity 1

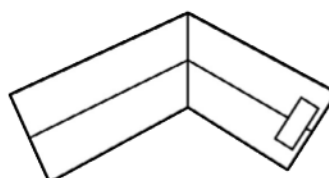
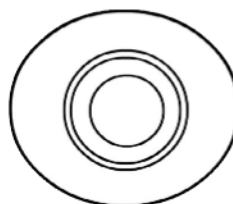
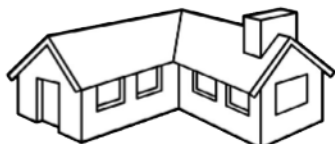
Stand up and look at your shoe.

- Draw a picture of your shoe from above.
- Now look at your shoe from the side.
- Draw a picture of your shoe from the side.
- Do your two drawings look the same?



Activity 2

Match the following objects drawn from the side view to their top view. Write the correct number next to the corresponding letter.



A- _____ B- _____ C- _____ D- _____ E- _____

Activity 3

Draw a plan view in your class workbook of your classroom below. Draw an outline that shows the shape of your classroom. Show where the door is. Draw the shapes of the objects in the classroom. The shapes should be drawn from a top view. (Learners' desks, teacher's desk, chalkboard, cupboard, bin, etc.)