

Grade R Prep

Week: 1

Year: 2020

Colour of the week: Pink

Shape of the week: triangle

Number of the week: 8

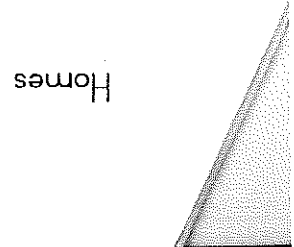
Letter of the week: J

Sight word: is

Date:

Theme: homes

	1	2	3	4	5
Circle time	Greetings, pray, school song, register, DOW, MOY, calendar, weather	Greetings, pray, school song, register, DOW, MOY, calendar, weather	Greetings, pray, school song, register, DOW, MOY, calendar, weather	Greetings, pray, school song, register, DOW, MOY, calendar, weather	Greetings, pray, school song, register, DOW, MOY, calendar, weather
Mathematics concepts	Theme discussion Types of homes.	Theme discussion what houses are made of	Theme Discussion where do I live	Theme discussion Furniture and appliance for different rooms	Theme discussion Homes for pets.
Activity:	<p>count objects in classroom</p> <p>Intro # 8</p> <p>① Dice</p> <p>② Wndelbele art patterns</p> <p>③ blocks</p> <p>④ Book corners</p> <p>Materials:</p>	<p>Discuss picture of house.</p> <p>① Symmetry house</p> <p>② Play dough bird nest with 8 eggs.</p> <p>③ spot the</p> <p>Materials: difference LW 3</p> <p>④ Busy buttons</p>	<p>Beehive Poem:</p> <p>① Oral addition using counters</p> <p>② puzzles</p> <p>③ play dough</p> <p>④ spot difference LW 5</p> <p>Materials:</p>	<p># 8 book</p> <p>② blocks</p> <p>③ Trace shapes</p> <p>④ Furnicher collage</p> <p>Baking</p> <p>Materials: birds nest</p>	<p>Draw a house follow instructions.</p> <p>Apples</p> <p>Materials:</p>
Literacy:	Read letter land.	letter land colouring Page	sock in the box	Letter land tracing	story



Teacher Resource 12

Here is a beehive.
Where are the bees?
They are inside where nobody sees.
Watch them come creeping out of the hive.
One, two, three, four and five.


Teacher Resource 13

There was an old woman,
Who lived in a shoe,
She had so many children,
She didn't know what to do,
She gave them some broth,
Without any bread,
She whipped them all soundly,
And sent them to bed.

Following oral instructions to draw a picture.


This activity can be done by placing the learner's book in a landscape position on a clean page.


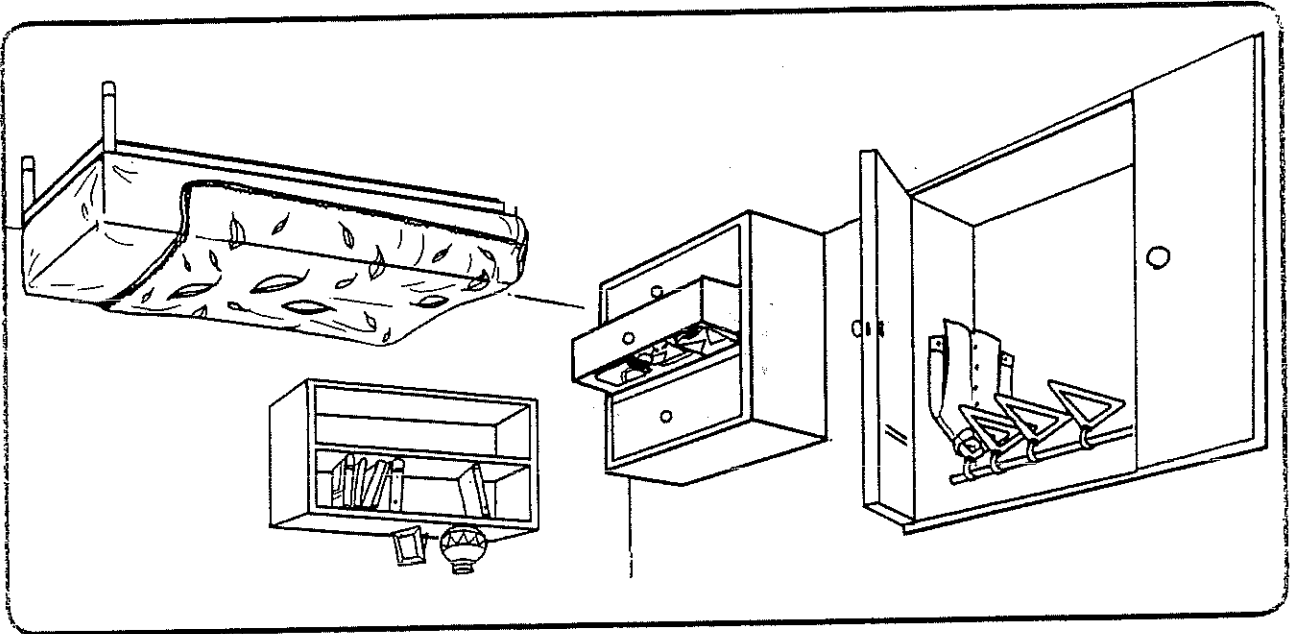
1. Draw green grass on the bottom of the page all the way across from left to right.
2. You are going to draw a house in the *middle* of the page on the grass. Draw a big *orange square* for the bottom of the house. Don't colour it in yet.
3. Draw *two blue square windows* and a *brown door* onto your orange square.
4. Draw a *red triangle* on top of the house for the roof.
5. Draw a *black chimney* on the *right hand side* of the roof.
6. Draw a tree on the *right hand side* of the house with *four red apples* on it.
7. Draw a yellow sun on the *left hand side* of the house in the sky.
8. Now colour your picture using the correct colours.



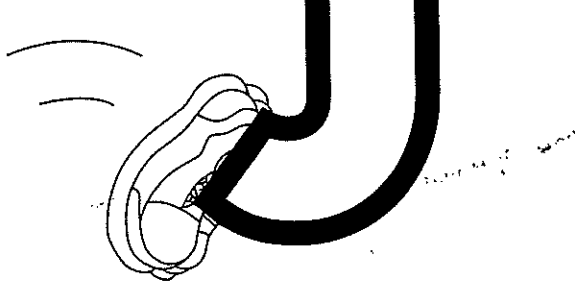



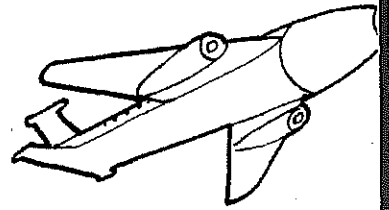


Which one is different?

Colour in the building that is different in each row.



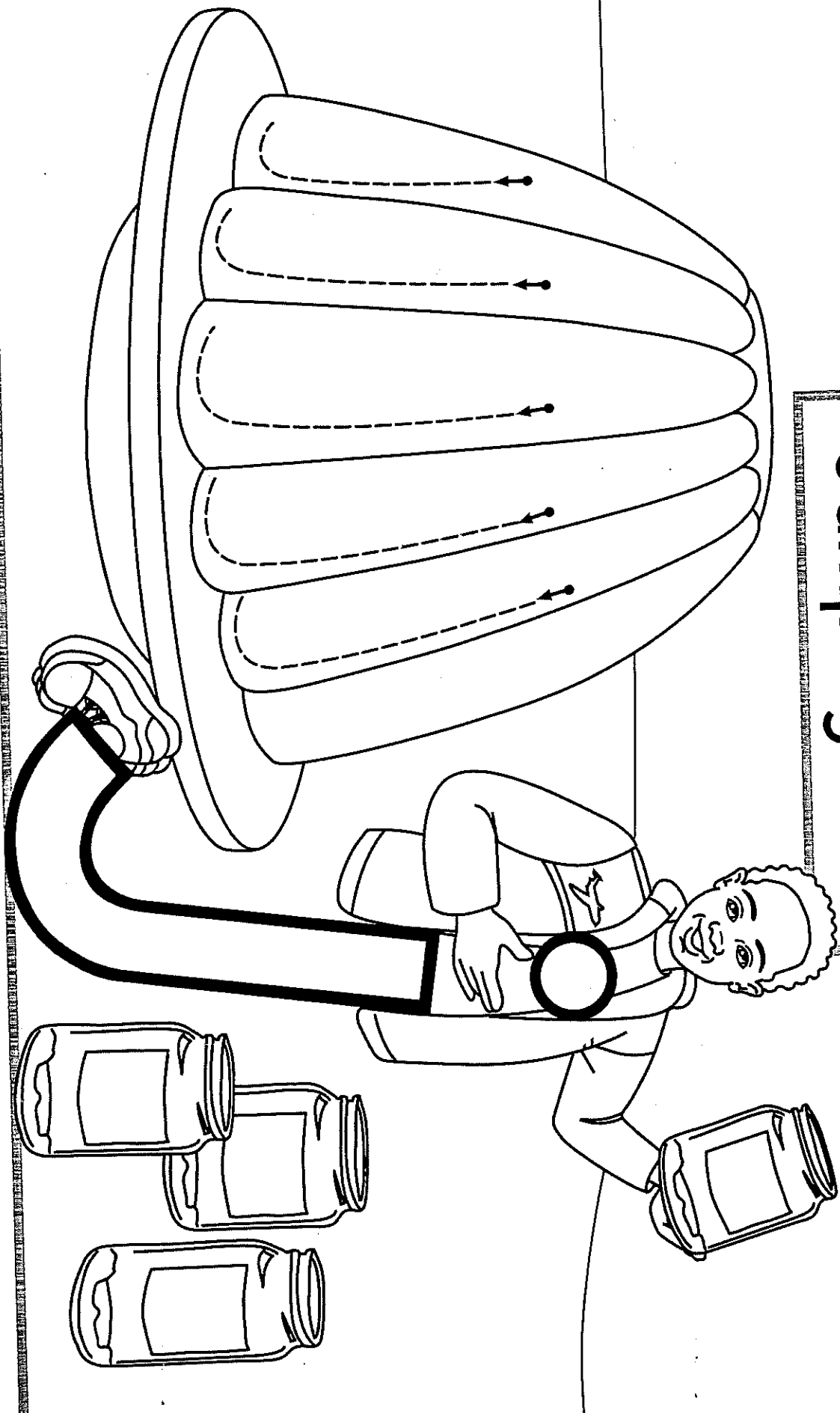


Jumping Jim



Name: _____

Jumping Jim



Name: _____